



PROCLINICAL® 250R
ELECTRIC TOOTHBRUSH

INSTRUCTION MANUAL

INSTRUCTION MANUAL

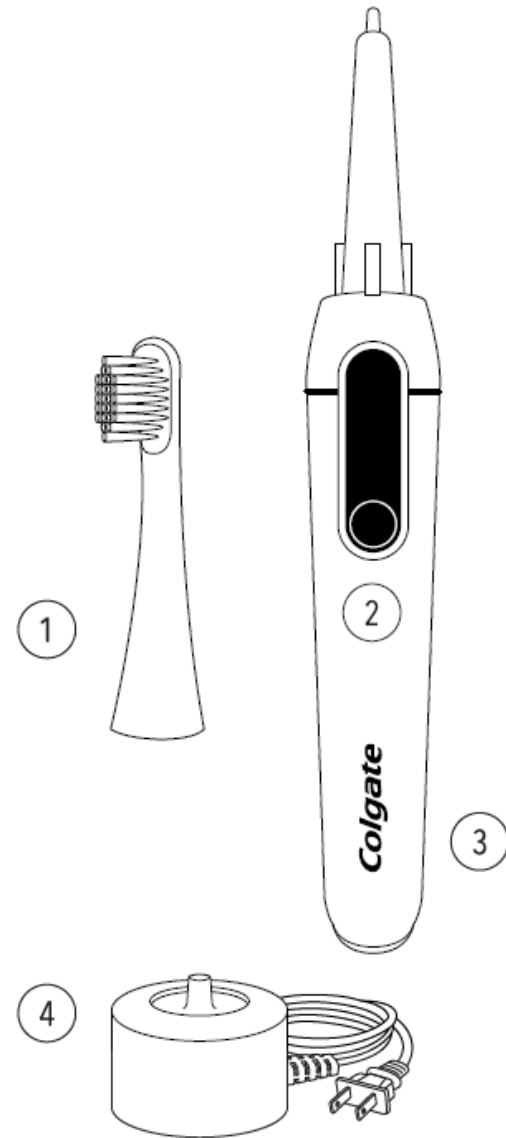
Content2-3

Australia &
New Zealand.....4

Consumer
Affairs.....5

COLGATE® PROCLINICAL® 250R ELECTRIC TOOTHBRUSH

- 1 – replaceable brush head
- 2 – on/off brush
- 3 – brush handle
- 4 – charging base



IMPORTANT SAFEGUARDS

When using electrical products, especially when children are present, basic safety precautions should always be followed, including the following:

READ ALL INSTRUCTIONS BEFORE USING

WARNING

- 1 - Appliances can be used by children and persons with reduced physical, sensory or mental capabilities or lack of experience and knowledge if they have been given supervision or instruction concerning use of the appliance in a safe way and understand the hazards involved. Not suitable for children under 3. Keep out of reach of small children.
- 2 - Cleaning and user maintenance shall not be made by children without supervision.
- 3 - Children shall not play with the appliance.
- 4 - The supply cord cannot be replaced. If it is damaged, the appliance must be scrapped.
- 5 - Stop using this toothbrush if it is damaged in any way (cord, plug, brush head, toothbrush handle, charger and/or AC adaptor).
- 6 - Use this product only for its intended use as described in this manual. Do not use brush heads, charger, or attachments not recommended by Colgate®.
- 7 - Use the charger only within rated capacity of outlets or voltages specified.
- 8 - No user servicable parts. Do not disassemble the handle except for battery disposal, as it may cause personal injury or device failure.
- 9 - If after using this toothbrush you experience excessive bleeding or if bleeding continues to occur after a week of use, please contact your dentist as it may be an indication of a more serious oral care issue.
- 11 - If you are undergoing treatment for any oral care condition, consult your dental professional prior to use.
- 12 - Do not place or store product where it can fall or be pulled into a tub or sink.
- 13 - Do not reach for a charger that has fallen into water. Unplug immediately.
- 14 - AC adaptors and chargers should always be completely dry when connecting to power.

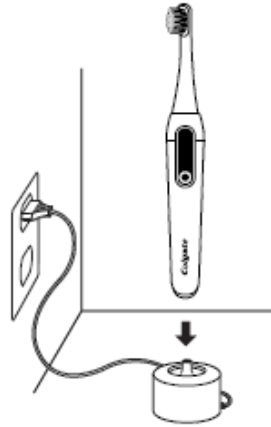
SAVE THESE INSTRUCTIONS

GET STARTED

1. Charge your toothbrush

(charge at least 10 hours the first time)

- Charge light pulses white while charging
- Charge light turns off when fully charged
- Leave charger unplugged between charges
- When brush is on, charge light flashes red when battery is low and needs to be recharged



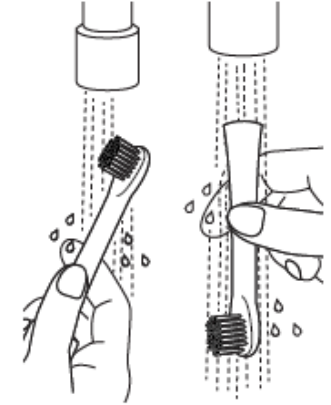
2. Turn your toothbrush ON and brush

- Timer alerts every 30 seconds to brush different areas of your mouth
- Brush stops after 2 minutes

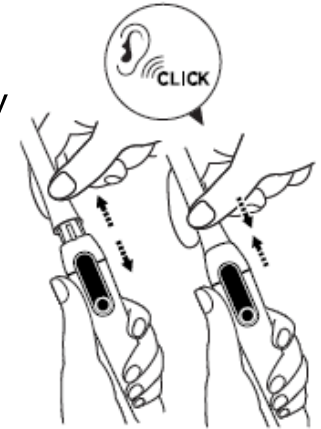


3. Clean brush and charger

- Dry handle and charger completely before putting handle back in charger
- Never put charger in water



4. Replace your brush head every three months



CHARGING BASE: INPUT 100-240VAC,50/60HZ

CLEANING INSTRUCTIONS:

Clean your toothbrush head thoroughly after each use by removing the brush head from the handle and rinsing under running water. Regularly clean the handle and charging base of the Colgate® toothbrush using a damp cloth. This is especially important if your toothpaste contains baking soda or other bicarbonates or peroxide. Otherwise, plastic cracking could occur.

STORAGE INSTRUCTIONS AND DEVICE MAINTENANCE:

The following maintenance instructions are important to ensure that your brush continues to work as it was designed. Failure to follow these instructions may cause your device to stop functioning altogether. Dentists and hygienists recommend replacing your toothbrush refill every 3 months.

If you plan to stop using the toothbrush for an extended period, we recommend that you unplug the charging base, clean the toothbrush handle and heads, and store them in a cool dark place.

If you start using your toothbrush again after a long period of non-use, place it on the charger for at least 10 hours.

ELECTROMAGNETIC COMPATIBILITY:

The Colgate® ProClinical® 250 electric toothbrush complies with all standards regarding electromagnetic fields. It is safe to use if handled properly according to the instructions provided in this manual.

NOTICE

For energy savings purposes, charge only when the battery level is too low. When not in use, keep the charger unplugged from the socket.

BATTERY REMOVAL FOR RECYCLING

CORRECT DISPOSAL

Do not throw away this product with normal household waste at the end of its life. Always remove battery before discarding. Please use a return collection system to ensure responsible and environmentally safe recycling of the device and battery.

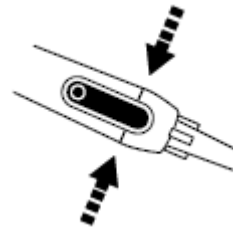


REMOVE BATTERY BEFORE DISPOSAL

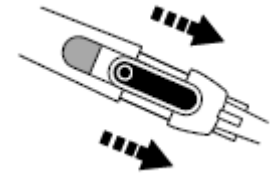
Remove recyclable rechargeable battery in compliance with environmental regulations before disposing of the toothbrush. Do not open handle unless permanently disposing (will void warranty).



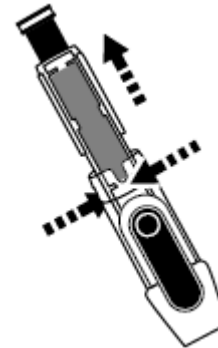
TO REMOVE BATTERY FROM HANDLE:



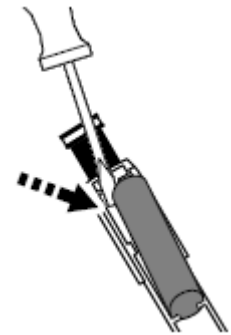
1. Snap brush at seam



2. Holding stem, slide brush internals out



3. Pinch base of clear cover by switch area to release snaps, slide battery and circuit board out



4. Using flat head screw driver, carefully pry battery away from housing and printed circuit board. Apply tape to terminals at ends of battery to avoid shorting

AUSTRALIA AND NEW ZEALAND

WARRANTY

This product is covered by a warranty against defects for a period of 2 years from the date of original product purchase within Australia or New Zealand. This warranty is given by Colgate-Palmolive Australia Pty Ltd (345 George St, Sydney NSW). In the unlikely event of failure or defects resulting from faults in materials or manufacturing arising during the warranty period, we will repair, replace or refund the goods. We will cover the cost of repair, replacement or refund and cover the postage costs associated with returning the product for assessment, as below. You will be responsible for any other costs associated with making a claim under this warranty.

To make a claim under this warranty, you must:

- Cease using the product;
- Contact Colgate®'s Consumer Information Service on 1800 802 307 (AU) or 0800 441 740 (NZ) or at www.colgatepalmolive.com.au/contact-us to obtain a reference number for your claim.
- (In Australia) Return the goods, along with a copy of your original purchase receipt showing purchase within 2 years of the current date and include your reference number, name, address and telephone/email contact to:

Colgate-Palmolive
Consumer Information Service
Reply Paid 3964
Sydney NSW 2000
(NO POSTAGE REQUIRED)

Or

- (In New Zealand) Return the goods, along with a copy of your original purchase receipt showing purchase within 2 years of the current date and include your reference number, name, address and telephone/email contact to:

Colgate-Palmolive
Consumer Information Service
Free Post 55123
PO Box 38077
Wellington Mail Centre

Please note that the benefits provided by this warranty are in addition to other rights and remedies available to you as a consumer under applicable national laws, including the Australian Consumer Law and the New Zealand Consumer Guarantees Act. Our goods come with guarantees that cannot be excluded under the Australian Consumer Law.

CONSUMER AFFAIRS



AUS 1800 802 307
NZ 0800 441 740



AUS 345 George St, Sydney
NZ 45 Knights Road, Lower Hutt, NZ

www.colgate.com.au

Made in China from imported and local components

Version 01, August 2018